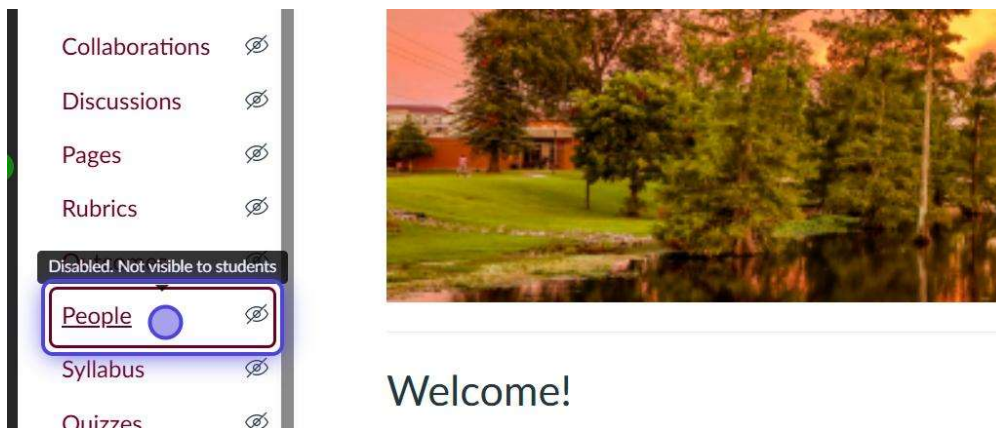









Canvas for Faculty: How to Access Student Activity in Canvas

1. From the Global Navigation Menu, click People.



2. Locate the desired student and select the three dots beside their name.

Role	Last Activity	Total Time Spent	
Teacher	Jun 19 at 2:24pm	03:40:46	 Edit Role  User Details
Teacher	Jun 19 at 2:22pm	111:20:30	 Deactivate User  Remove From Cour
Student			
Teacher	Aug 19 at 12:14pm	02:37:09	
Teacher	Jun 16 at 6:55pm	06:51	

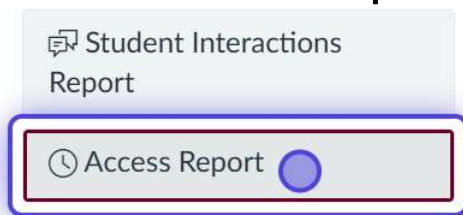
3. Then click on User Details

Role	Last Activity	Total Acti
Teacher	Jun 19 at 2:24pm	03:40:46
Teacher	Jun 19 at 2:22pm	111:20:30
Student		

+ People

- Resend Invitation
- Edit Sections
- Edit Role
- User Details**
- Deactivate User
- Remove From Course

4. Click on Access Report on the right side of the screen



5. Track student engagement by viewing when and how often they access assignments, quizzes, and other published content.

Stephanie 101 - People - Access Report

Home | Modules | Assignments | Assessments | Grades | BigBlueButton | Files | Collaborations | Discussions | Pages | Rubrics | Outcomes | People | Syllabus | Quizzes | New Analytics | Lick! Whiteboard

Access Report

This user's last activity in the course was Aug 28, 2024 at 12:14pm
Items last accessed before Jun 28, 2023 may not be shown.

Content	Times Viewed	Times Participated	Last Viewed
SpeedGrader	2		Thu 14, 2024 7:03AM
5/16/2024 Practice Discussion	12	4.0	Thu 14, 2024 7:03AM
Course Discussions	7		Thu 14, 2024 8:01AM
Course People	6		Thu 14, 2024 8:01AM
Course Home	20		Thu 14, 2024 8:01AM
speech bubble.png	2		Thu 14, 2024 8:01AM
Class Question Board	1		Thu 14, 2024 8:01AM
Enter Course Name Here	8	4.0	Thu 24, 2024 2:28PM
super_workbook_204-1.jpg	5		Thu 28, 2024 2:10PM
Course Modules	11		Thu 28, 2024 10:01AM
Course Assignments	6		Thu 28, 2024 4:17PM

[← Back to User Page](#)