

Multi-Factor Authentication for Login


Multi-factor authentication (MFA) protects applications by using a second source of validation before granting access to users. We are enhancing end-user MFA functionality with the Fall 2024 release (FP 9.0). Users will be required to create an MFA profile and enter a code to access their account during login.

Step One: Creating a Multi-Factor Authentication profile to receive codes to login

Once this feature is enabled, the user will be required to create their MFA profile at the next login. Once username and password are entered, the user will be directed to a page to select from the following options:

- A. Authenticator Application- This is the most secure option and the preferred method to use. Examples are google authenticator and microsoft authenticator. These apps can be downloaded from the Apple App Store or Google Play.
- B. Text Message - A mobile phone number will be entered to receive passcodes to login.
- C. Email address - An email address will be entered to receive passcodes to login.



Account Login


Multi-Factor Authentication Enrollment

Due to enhanced security, multi-factor authentication is required.

Primary Method

Google Authenticator (Preferred)
New to Google Authenticator? Download from the App Store or Google Play to get Started!



Text message to existing or new mobile number


Email message to existing or new email address

Backup Method (optional)

Adding a backup method allows a passcode to be obtained by way of an additional method.

Step Two: Enter the passcode and select verify

Account Login




Multi-Factor Authentication

Due to updated security and compliance, multi factor authentication is required.

Enter the passcode found by way of your mobile number *****2840.

Step Three: When the passcode is verified, select continue to access the account

Account Login



Multi-Factor Authentication

Due to updated security and compliance, multi factor authentication is required.

Enter the passcode found by way of your mobile number *****2840.