

# Retention and Progression - Page E1

## Beginning Freshman Cohorts

	2000	2001	2002	2003	2004	2005	2006	2007
Full Time	1,208	1,170	1,058	1,284	1,483	1,505	1,428	1,400
Part Time	72	131	52	97	87	72	37	32
<b>Grand Total</b>	<b>1,280</b>	<b>1,301</b>	<b>1,110</b>	<b>1,381</b>	<b>1,570</b>	<b>1,577</b>	<b>1,465</b>	<b>1,432</b>

## Spring Persistence - Full Time

	Returned		Did not return		Grand Total	
	# of Students	% of Students	# of Students	% of Students	# of Students	% of Students
2000	1,039	86.0%	169	14.0%	1,208	100.0%
2001	994	85.0%	176	15.0%	1,170	100.0%
2002	923	87.2%	135	12.8%	1,058	100.0%
2003	1,088	84.7%	196	15.3%	1,284	100.0%
2004	1,307	88.1%	176	11.9%	1,483	100.0%
2005	1,291	85.8%	214	14.2%	1,505	100.0%
2006	1,261	88.3%	167	11.7%	1,428	100.0%
2007	1,225	87.5%	175	12.5%	1,400	100.0%

## 1st Year Retention - Full Time

	Returned		Did not return		Grand Total	
	# of Students	% of Students	# of Students	% of Students	# of Students	% of Students
2000	753	62.3%	455	37.7%	1,208	100.0%
2001	742	63.4%	428	36.6%	1,170	100.0%
2002	725	68.5%	333	31.5%	1,058	100.0%
2003	845	65.8%	439	34.2%	1,284	100.0%
2004	1,006	67.8%	477	32.2%	1,483	100.0%
2005	952	63.3%	553	36.7%	1,505	100.0%
2006	943	66.0%	485	34.0%	1,428	100.0%
2007	926	66.1%	474	33.9%	1,400	100.0%

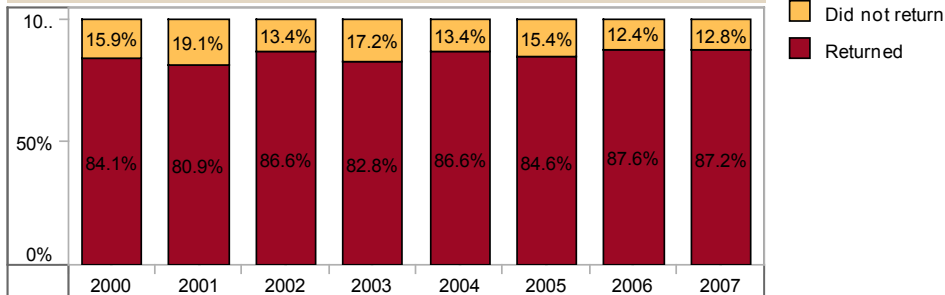
## Spring Persistence - Part Time

	Returned		Did not return		Grand Total	
	# of Students	% of Students	# of Students	% of Students	# of Students	% of Students
2000	38	52.8%	34	47.2%	72	100.0%
2001	59	45.0%	72	55.0%	131	100.0%
2002	38	73.1%	14	26.9%	52	100.0%
2003	55	56.7%	42	43.3%	97	100.0%
2004	52	59.8%	35	40.2%	87	100.0%
2005	43	59.7%	29	40.3%	72	100.0%
2006	22	59.5%	15	40.5%	37	100.0%
2007	23	71.9%	9	28.1%	32	100.0%

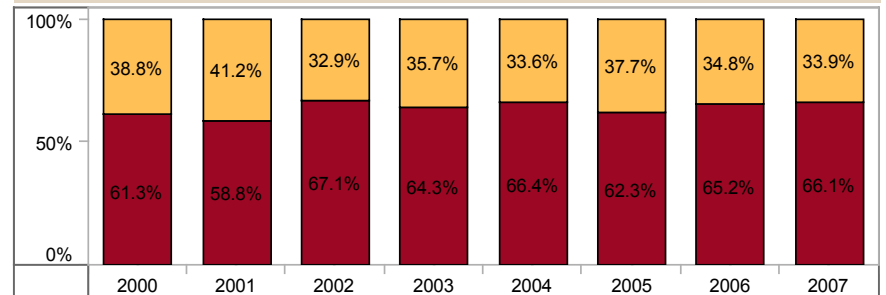
## 1st Year Retention - Part Time

	Returned		Did not return		Grand Total	
	# of Students	% of Students	# of Students	% of Students	# of Students	% of Students
2000	31	43.1%	41	56.9%	72	100.0%
2001	23	17.6%	108	82.4%	131	100.0%
2002	20	38.5%	32	61.5%	52	100.0%
2003	43	44.3%	54	55.7%	97	100.0%
2004	37	42.5%	50	57.5%	87	100.0%
2005	31	43.1%	41	56.9%	72	100.0%
2006	12	32.4%	25	67.6%	37	100.0%
2007	20	62.5%	12	37.5%	32	100.0%

## Spring Persistence - All Students



## 1st Year Retention - All Students



## Retention and Progression - Page E2

### Beginning Freshman Cohorts

	2000	2001	2002	2003	2004	2005	2006	2007
Full Time	1,208	1,170	1,058	1,284	1,483	1,505	1,428	1,400
Part Time	72	131	52	97	87	72	37	32
<b>Grand Total</b>	<b>1,280</b>	<b>1,301</b>	<b>1,110</b>	<b>1,381</b>	<b>1,570</b>	<b>1,577</b>	<b>1,465</b>	<b>1,432</b>

### 1st Year Retention - Full Time

	Returned		Did not return		Grand Total	
	# of Students	% of Students	# of Students	% of Students	# of Students	% of Students
2000	753	62.3%	455	37.7%	1,208	100.0%
2001	742	63.4%	428	36.6%	1,170	100.0%
2002	725	68.5%	333	31.5%	1,058	100.0%
2003	845	65.8%	439	34.2%	1,284	100.0%
2004	1,006	67.8%	477	32.2%	1,483	100.0%
2005	952	63.3%	553	36.7%	1,505	100.0%
2006	943	66.0%	485	34.0%	1,428	100.0%
2007	926	66.1%	474	33.9%	1,400	100.0%

### 2nd Year Retention - Full Time

	Returned		Did not return		Grand Total	
	# of Students	% of Students	# of Students	% of Students	# of Students	% of Students
2000	576	47.7%	632	52.3%	1,208	100.0%
2001	617	52.7%	553	47.3%	1,170	100.0%
2002	569	53.8%	489	46.2%	1,058	100.0%
2003	637	49.6%	647	50.4%	1,284	100.0%
2004	739	49.8%	744	50.2%	1,483	100.0%
2005	752	50.0%	753	50.0%	1,505	100.0%
2006	766	53.6%	662	46.4%	1,428	100.0%

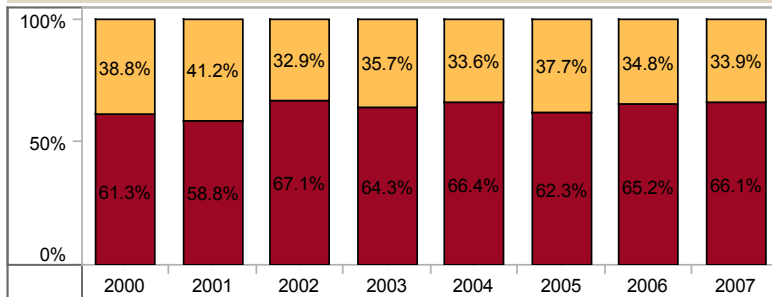
### 1st Year Retention - Part Time

	Returned		Did not return		Grand Total	
	# of Students	% of Students	# of Students	% of Students	# of Students	% of Students
2000	31	43.1%	41	56.9%	72	100.0%
2001	23	17.6%	108	82.4%	131	100.0%
2002	20	38.5%	32	61.5%	52	100.0%
2003	43	44.3%	54	55.7%	97	100.0%
2004	37	42.5%	50	57.5%	87	100.0%
2005	31	43.1%	41	56.9%	72	100.0%
2006	12	32.4%	25	67.6%	37	100.0%
2007	20	62.5%	12	37.5%	32	100.0%

### 2nd Year Retention - Part Time

	Returned		Did not return		Grand Total	
	# of Students	% of Students	# of Students	% of Students	# of Students	% of Students
2000	19	26.4%	53	73.6%	72	100.0%
2001	14	10.7%	117	89.3%	131	100.0%
2002	12	23.1%	40	76.9%	52	100.0%
2003	29	29.9%	68	70.1%	97	100.0%
2004	15	17.2%	72	82.8%	87	100.0%
2005	21	29.2%	51	70.8%	72	100.0%
2006	10	27.0%	27	73.0%	37	100.0%

### 1st Year Retention - All Students



return fall 1

■ Did not return  
■ Returned

### 1st Year Retention - All Students

